

IMPORTANT INSTALLATION TIPS

Solid timber strip flooring is the ideal selection to produce a beautiful and long lasting floor. To realise its full potential, correct installation is essential.

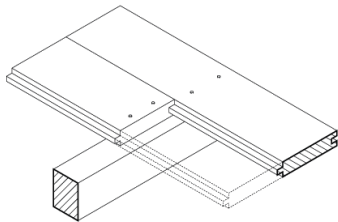
Gluing

The glues used to adhere timber flooring must be specialist elastomeric glues. Glues that set hard, such as contact or general building adhesives, are not suitable and can lift off the substrate.

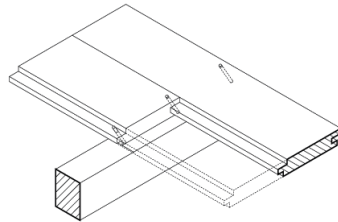
Nailing

Building regulations govern the size and number of nails used to fix strip flooring to joists. Boards over 85 mm wide MUST be surface nailed. Only boards 85 mm wide or less can be secret nailed. Overlay and panel floors should be nailed in accordance with the manufacturer's instructions.

Surface nailed



Secret nailed



Floating

Floating floors are not fixed to the substrate and are held down by the skirtings.

INSTALLATION GUIDES FOR TASMANIAN TIMBER FLOORING

Installation guides for overlay strip flooring and solid timber flooring on joists are available from your Tasmanian Timber Flooring Supplier or online at <http://www.tastimber.tas.gov.au>.

YOUR TASMANIAN OAK FLOORING SUPPLIER

for more information contact
<http://www.tastimber.tas.gov.au>



timber flooring options

This guide helps you select the ideal Tasmanian Timber flooring product for your home or office.

FLOORING

STANDARD STRIP FLOORING

OVERLAY STRIP FLOORING

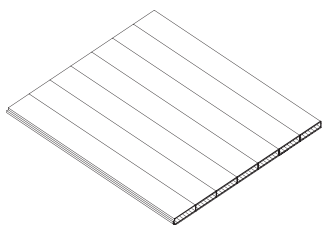
PRE-FINISHED ENGINEERED FLOORING

BLOCK PARQUETRY

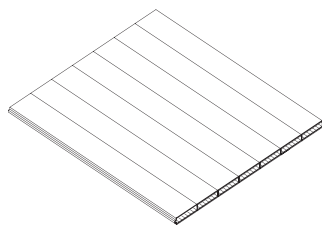
FINGER PARQUETRY

substrate

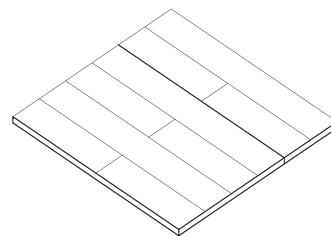
Quality tongue and groove flooring, usually 19 mm thick. Widths range from 60 to 133 mm.*




Quality tongue and groove flooring, usually 12-14 mm thick. Widths range from 60 to 112 mm.*



Engineered pre-finished flooring with an attractive, hard wearing solid timber surface.

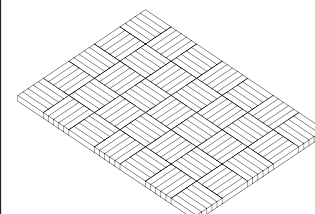


Pieces of solid timber ready to lay in a range of patterns.



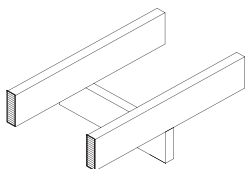
other patterns are available

Small pieces of solid timber ready to lay sheets or with a mesh backing.



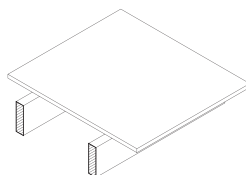
other patterns are available

joists



Nail

sheet flooring on joists



Nail or Glue



Nail or Glue



Floating

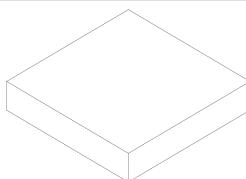


Glue



Glue

concrete



Glue



Glue



Floating

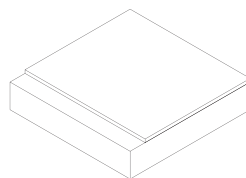


Glue



Glue

plywood underlay on concrete



Nail or Glue



Nail or Glue



Floating

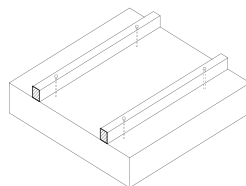


Glue



Glue

battens on concrete



battens to 450 centres



Nail

* only boards to 85mm wide or less can be secret nailed.