

Tasmania Timber

Blackwood Properties

Availability & Appearance	
General Availability	Availability is limited, and is constrained by location and style of harvesting operations.
Appearance Grade	Available
Plantation	Not available
Structural Grade	Not usually available
Veneer	Available (multiple thicknesses)
Sizes	Dressed seasoned timber, 19 to 285mm wide by 19 to 45 mm thick is available in lengths up to 5400mm. Most production lengths are less than 3000 mm.
Colour	Heartwood is light brown to dark brown with occasional red tinting. Sapwood is straw coloured.
Grain	Mainly straight, occasionally wavy (fiddleback figure).
Texture	Even and medium.

Density	Unseasoned	Seasoned
Density (per standard)	870 kg/m ³	650 kg/m ³

Seasoned density is based on moisture content of 12%. Unseasoned density is an approximation as it depends on the moisture content at the time of measurement. Measured kg/m³.



Tasmanian timber is sustainably grown, harvested and processed to meet the highest standards in quality and environmental practice.

For further information contact:

Locked Bag 1324, Launceston, Tasmania, 7250
 Phone: 1300 041 766 – (international callers: +613 6324 4081)
 Email: contact@tasmaniantimber.com.au

tasmaniantimber.com.au



Tasmania Timber

Blackwood Properties

Durability	
Above-Ground	Class 3: 7-15 yrs
In-Ground	Class 4: 0-5 yrs
Susceptible to Lyctid Borer	Yes
Marine Borer Resistance	0-20 yrs (usually 5 yrs)
Termite Resistant	No

Species Specific Notes: Blackwood is durable for internal use but should only be used externally if protected from the weather. Refer to AS 5604-2005 Timber - Natural durability ratings.

Marine Borer resistance is usually 5 years.

Durability is defined as the inherent resistance of a timber species to decay, or to insect or marine borer attack. All references to durability refer to the heartwood only. A scale of low to high - durability class 4 = low (0-5yrs); 3 = (5-15yrs); 2 = (15-25yrs) ; 1 = high (25yrs+) - has been adapted for in-ground durability.

Environmental Details	
Resource	Native - Wet Eucalypt and Rainforest
Reserves	36% of the total Blackwood forest types are reserved.
Certification	Available
Chain of Custody	Available
Carbon Storage	396 kg/m ³
R Values	0.61 (100mm)



Tasmanian timber is sustainably grown, harvested and processed to meet the highest standards in quality and environmental practice.

For further information contact:





Locked Bag 1324, Launceston, Tasmania, 7250
 Phone: 1300 041 766 – (international callers: +613 6324 4081)
 Email: contact@tasmaniantimber.com.au

tasmaniantimber.com.au



Tasmania Timber

Blackwood Properties

Fire Properties	
Average Specific Extinction Area	< 250 m ² /kg
Bushfire Resistance	BAL-12.5 & 19 (door and window joinery only)
Critical Radiance Flux - Higher	≥ 4.5 kW/m ²
Critical Radiance Flux - Lower	> 2.2 < 4.5 kW/m ²
Smoke Development Rate	< 750% per min
EFH Ignitibility: 13	
EFH Smoke-Develop Index: 3	
EFH Spread-of-Flame Index: 9	
Fire Properties Group Number: 3	

Species Specific Notes: Blackwood bushfire resistance is rated at BAL-12.5 and BAL19 for door and window joinery only.

Average Specific Extinction Area is determined by the volume of smoke measured over the mass loss of the tested sample per test carried out in accordance with 'Cone Calorimeter Test' AS/NZS 3837. It is measured in units of m²/kg.

Bushfire Attack Level (BAL): Naturally bushfire-resisting timbers are those with inherent bushfire-resisting properties. Some species have been tested and a number are in the process of being tested. Resistance is measured by BAL. BAL-12.5: Ember attack, BAL-19: Increasing levels of ember attack and burning debris ignited by windborne embers together with increasing heat flux between 12.5 and 19 kWm³, BAL-29: Increasing levels of ember attack and burning debris ignited by windborne embers together with increasing heat flux between 19 and 29 kWm³.

Critical Radiance Flux measures the radiant (heat) energy required to sustain burning. It is used in Australia to regulate floor coverings. The requirements are set out in BCA Specification C1.10a, providing CRF values for floor coverings based on Class of building, the location within the building (general use or use in fire isolated exits) and whether or not the building is sprinkler protected or not. CRF is measured in kW/m².

Smoke Development Rate is the speed at which smoke increases as determined by testing flooring materials in accordance with AS ISO 9239.1. The rate is expressed in terms of percent/minutes. For buildings not protected with a sprinkler system, a maximum smoke development rate of 750 percent/minute applies.

EFH Ignitibility is a measure of the tendency of a material to ignite measured on a scale of 0-19. An index of 0 indicates that the material did not ignite during the 19 minutes that the test takes. An index of 19 indicates that the material ignited in the first minute.

EFH Smoke-Developed Index is a measure of the concentration (measured by optical density) of smoke a material emits as it burns. It is based on an arbitrary scale of 0 to 10. The higher the index, the greater the hazard from smoke is likely to be.

EFH Spread-of-Flame Index is a material's propensity to burn rapidly and spread flames based on a scale of 0 to 10 where 0 means that the materials will not cause flames to reach the ceiling and 10 indicates that the material could be expected to cause flames to reach the ceiling of a room within 10 seconds of ignition.

Fire Properties Group Number: is rated from 1-4 - 1 (Non-Combustible), 2 (Reasonably Non-Combustible), 3 (Slightly Combustible), 4 (Combustible).

For further information contact:

Locked Bag 1324, Launceston, Tasmania, 7250
 Phone: 1300 041 766 – (international callers: +613 6324 4081)
 Email: contact@tasmaniantimber.com.au

tasmaniantimber.com.au



Tasmanian timber is sustainably grown, harvested and processed to meet the highest standards in quality and environmental practice.



Tasmania Timber

Blackwood Properties

Joint	Unseasoned	Seasoned
Joint Group	J3	JD3

The joint group is a classification of the strength of a species in joint design. The values are from 1 (very high strength) to 6 (very low strength).

Mechanical Properties	Unseasoned	Seasoned
Hardness (Janka)	4.6 kN	5.9 kN
Impact	12 J	15 J
Maximum Crushing Strength	34 MPa	58 MPa
Modulus of Elasticity (MOE)	12 GPa	14 GPa
Modulus of Rupture (MOR)	72 MPa	110 MPa
Toughness (IZOD)	15 - 24 Nm	15 - 24 Nm

Modulus of Rupture (MOR) is a measure of maximum stress which timber can momentarily sustain when loaded slowly and continuously as a beam. Measured in MPa.

Modulus of Elasticity (MOE) is of importance in determining the deflection of a beam under load, the greater the stiffness, the less the deflection. Measured in GPa.

Maximum Crushing Strength, also referred to as compression strength, measures the ability of the timber to withstand loads applied on the end grain. Measured in MPa.

Impact provides the Izod value, which is the energy taken in joules (J) to fracture the timber.

Toughness is a measure of timber's ability to resist shocks and blows, and is synonymous with impact strength. It is measured in Nm.

Hardness refers to the Janka hardness test and is a measure of timber's resistance to indentation. This value is as listed on the CSAW website..



Tasmanian timber is sustainably grown, harvested and processed to meet the highest standards in quality and environmental practice.

For further information contact:

Locked Bag 1324, Launceston, Tasmania, 7250
 Phone: 1300 041 766 – (international callers: +613 6324 4081)
 Email: contact@tasmaniantimber.com.au

tasmaniantimber.com.au



Tasmania Timber

Blackwood Properties

Movement	
Radial	0.16% per 1% MC change
Tangential	0.27% per 1% MC change

Species Specific Notes: Between 25% & 5% MC

Radial and tangential movement is the percentage of dimensional change for each 1% moisture content change between about 3% moisture content and the fibre saturation point for the particular species. Between (FSP) 25% and 5%MC. Figures are approximate.

Shrinkage	
Radial	1.5%
Tangential	4.0%

Species Specific Notes: Negligible collapse or shrinkage.

Tangential shrinkage is the measure of the percentage reduction in dimension from the unseasoned to 12% moisture content condition. Radial shrinkage is perpendicular to the growth rings, it is shrinkage in the direction towards the centre of the tree. Measurement is % value. Green to 12%MC. Figures are approximate.

Stress	Unseasoned	Seasoned
Common Structural Grades	Structural #2: F11	Structural #2: F17
Structural Grades	S1:F14, S2:F11, S3:F8, S4:F7, S5:F5	S1:F22, S2:F17, S3:F14, S4:F11, S5:F8

Species Specific Notes: Structural grade Blackwood is not commonly available.

A stress grade is defined in AS 1720 as the classification of timber for structural purposes by means of either visual or machine grading. The stress grade indicates the basic working stresses and stiffnesses to be used for structural design purposes. Measured in MPa..

Strength	Unseasoned	Seasoned
Strength Group	S4	SD4

Strength groups are given for unseasoned (S1-S7) and seasoned (SD1-SD8) timber in accordance with AS 2878. S1 and SD1 yield the highest strength and stiffness whereas S7 and SD8 yield the lowest.



Tasmanian timber is sustainably grown, harvested and processed to meet the highest standards in quality and environmental practice.

For further information contact:

Locked Bag 1324, Launceston, Tasmania, 7250
 Phone: 1300 041 766 – (international callers: +613 6324 4081)
 Email: contact@tasmaniantimber.com.au

tasmaniantimber.com.au



Tasmania Timber

Blackwood Properties

Workability	
General Workability	Blackwood possesses a deep, lustrous grain and is highly resilient, yet easy to work. Particular care should be taken to avoid inhalation of Blackwood dust.
Bending	A very good bending timber. 25mm material bends well to a radius of 50mm.
Blunting	Moderately high.
Boring	Holes are usually clean and to size.
Finishing	Readily worked to a smooth, resilient finish and readily takes a high polish.
Gluing	Glues satisfactorily with most common adhesives.
Moulding	Surfaces and edges are true, even end grain.
Nailing	Nails well although some seasoned material can tend to split. Nails hold reasonably well.
Planing	Surfaces very smooth and lustrous. Care must be taken to work “with” the grain.
Rebating + Mortising	Cuts very cleanly, giving excellent results.
Sawing	Cuts fairly easily, cleanly and accurately. Moderate feeding forces required.
Turning	Turns very well with sharp arrises and well-finished curves.

Source: Centre for Sustainable Architecture with Wood (CSAW), Wood Solutions



Tasmanian timber is sustainably grown, harvested and processed to meet the highest standards in quality and environmental practice.

For further information contact:

Locked Bag 1324, Launceston, Tasmania, 7250
 Phone: 1300 041 766 – (international callers: +613 6324 4081)
 Email: contact@tasmaniantimber.com.au

tasmaniantimber.com.au

